

VERKEERSTELLING

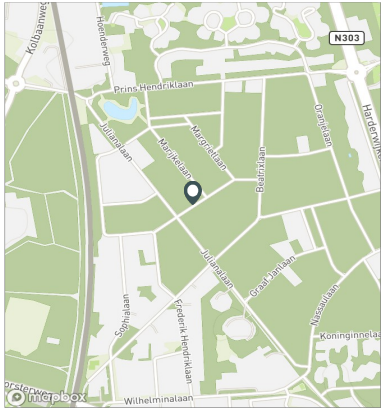
Motorvoertuigen

Meetlocatie

Irenelaan
 Ermelo
 Tussen Julianalaan en Marijkelaan
 Ri. 1 = Ri. Noordoost (Marijkelaan)
 Ri. 2 = Ri. Zuidwest (Julianalaan)

Meting

Meetperiode: 24 maart t/m 8 april 2022
 Methodiek: Telslangen
 In opdracht van: Gemeente Ermelo
 Uitgevoerd door: MetroCount



Voertuigclassificatie

Voertuigclassificatie op basis van ascombinaties
 L = Licht verkeer (2 assen, asafstand < 3,7 m)
 M = Middelzwaar verkeer (2 assen, asafstand > 3,7 m)
 Z = Zwaar verkeer (3 of meer assen)

IRENELAAN, ERMELO

Tussen Julianalaan en Marijkelaan

INTENSITEITEN

| | Doorsnede | | Ri. Noordoost | | Ri. Zuidwest | | | |
|---------------------|-----------|---------|---------------|---------|--------------|---------|-----|-----|
| | Werkdag | Weekdag | Werkdag | Weekdag | Werkdag | Weekdag | | |
| Etmaal (0-24u) | 224 | 100% | 205 | 100% | 115 | 105 | 109 | 100 |
| Dag (7-19u) | 196 | 87,2% | 180 | 87,6% | 102 | 93 | 94 | 87 |
| Avond (19-23u) | 26 | 11,6% | 23 | 11,2% | 12 | 11 | 14 | 12 |
| Nacht (23-7u) | 3 | 1,2% | 3 | 1,3% | 1 | 1 | 1 | 1 |
| Ochtendspits (7-9u) | 21 | 9,2% | 17 | 8,2% | 12 | 10 | 9 | 7 |
| Avondspits (16-18u) | 39 | 17,6% | 36 | 17,3% | 19 | 17 | 20 | 18 |

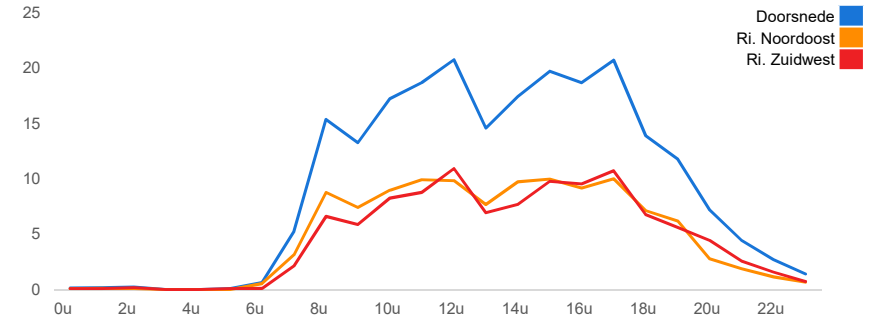
UURCIJFERS

| | Doorsnede | | Ri. Noordoost | | Ri. Zuidwest | | | |
|---------------|-----------|---------|---------------|---------|--------------|---------|----|----|
| | Werkdag | Weekdag | Werkdag | Weekdag | Werkdag | Weekdag | | |
| 00:00 - 01:00 | 0 | 0,1% | 0 | 0,2% | 0 | 0 | 0 | 0 |
| 01:00 - 02:00 | 0 | 0,1% | 0 | 0,1% | 0 | 0 | 0 | 0 |
| 02:00 - 03:00 | 0 | 0,1% | 0 | 0,1% | 0 | 0 | 0 | 0 |
| 03:00 - 04:00 | 0 | 0,0% | 0 | 0,0% | 0 | 0 | 0 | 0 |
| 04:00 - 05:00 | 0 | 0,0% | 0 | 0,0% | 0 | 0 | 0 | 0 |
| 05:00 - 06:00 | 0 | 0,0% | 0 | 0,0% | 0 | 0 | 0 | 0 |
| 06:00 - 07:00 | 1 | 0,3% | 0 | 0,2% | 1 | 0 | 0 | 0 |
| 07:00 - 08:00 | 5 | 2,3% | 4 | 2,0% | 3 | 2 | 2 | 2 |
| 08:00 - 09:00 | 15 | 6,8% | 13 | 6,2% | 9 | 7 | 7 | 5 |
| 09:00 - 10:00 | 13 | 5,9% | 13 | 6,5% | 7 | 8 | 6 | 6 |
| 10:00 - 11:00 | 17 | 7,7% | 16 | 7,8% | 9 | 8 | 8 | 8 |
| 11:00 - 12:00 | 19 | 8,3% | 17 | 8,1% | 10 | 9 | 9 | 8 |
| 12:00 - 13:00 | 21 | 9,3% | 19 | 9,4% | 10 | 9 | 11 | 10 |
| 13:00 - 14:00 | 15 | 6,5% | 14 | 7,0% | 8 | 8 | 7 | 7 |
| 14:00 - 15:00 | 17 | 7,8% | 17 | 8,3% | 10 | 10 | 8 | 8 |
| 15:00 - 16:00 | 20 | 8,8% | 18 | 9,0% | 10 | 9 | 10 | 10 |
| 16:00 - 17:00 | 19 | 8,3% | 17 | 8,3% | 9 | 9 | 10 | 8 |
| 17:00 - 18:00 | 21 | 9,2% | 19 | 9,1% | 10 | 9 | 11 | 10 |
| 18:00 - 19:00 | 14 | 6,2% | 12 | 6,0% | 7 | 6 | 7 | 6 |
| 19:00 - 20:00 | 12 | 5,3% | 10 | 4,9% | 6 | 5 | 6 | 5 |
| 20:00 - 21:00 | 7 | 3,2% | 6 | 3,1% | 3 | 3 | 4 | 4 |
| 21:00 - 22:00 | 4 | 2,0% | 4 | 2,0% | 2 | 2 | 3 | 3 |
| 22:00 - 23:00 | 3 | 1,2% | 2 | 1,2% | 1 | 1 | 2 | 1 |
| 23:00 - 24:00 | 1 | 0,6% | 1 | 0,6% | 1 | 1 | 1 | 1 |

VOERTUIGVERDELING

| | Doorsnede | | Ri. Noordoost | | Ri. Zuidwest | | | |
|-----------------|-----------|---------|---------------|---------|--------------|---------|-------|-------|
| | Werkdag | Weekdag | Werkdag | Weekdag | Werkdag | Weekdag | | |
| Licht (L) | 216 | 96,4% | 198 | 96,7% | 96,6% | 96,8% | 96,2% | 96,6% |
| Middelzwaar (M) | 6 | 2,8% | 5 | 2,6% | 2,9% | 2,8% | 2,7% | 2,5% |
| Zwaar (Z) | 2 | 0,8% | 1 | 0,6% | 0,5% | 0,4% | 1,1% | 0,9% |

UURVERLOOP WERKDAG PER RIJRICHTING



ETMAALTOTALEN

| | Aantal voertuigen |
|-----------|-------------------|
| vr 25-mrt | 256 |
| za 26-mrt | 205 |
| zo 27-mrt | 90 |
| ma 28-mrt | 187 |
| di 29-mrt | 211 |
| wo 30-mrt | 228 |
| do 31-mrt | 244 |
| vr 1-apr | 209 |
| za 2-apr | 212 |
| zo 3-apr | 121 |
| ma 4-apr | 234 |
| di 5-apr | 212 |
| wo 6-apr | 218 |
| do 7-apr | 271 |

SNELHEID

| | Doorsnede | Ri. Noordoost | Ri. Zuidwest |
|-------------------|-----------|---------------|--------------|
| Gem. snelheid V85 | 27 | 28 | 26 |
| < 15 km/u | 2,1% | 1,9% | 2,3% |
| 15 - 20 km/u | 8,2% | 7,4% | 8,9% |
| 20 - 25 km/u | 22,3% | 17,4% | 27,4% |
| 25 - 30 km/u | 39,1% | 37,2% | 40,9% |
| 30 - 35 km/u | 22,5% | 26,8% | 18,1% |
| 35 - 40 km/u | 5,3% | 8,2% | 2,3% |
| 40 - 45 km/u | 0,5% | 0,9% | 0,1% |
| > 45 km/u | 0,1% | 0,2% | 0% |

VERKEERSTELLING

Motorvoertuigen

IRENELAAN, ERMELO

Tussen Julianalaan en Marijkelaan

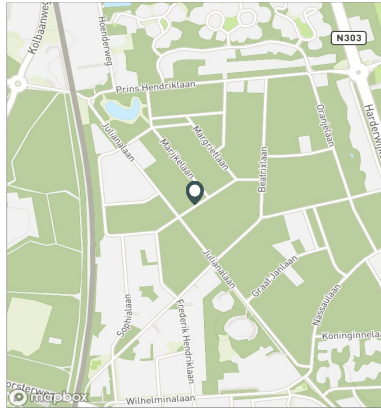


Meetlocatie

Irenelaan
 Ermelo
 Tussen Julianalaan en Marijkelaan
 Ri. 1 = Ri. Noordoost (Marijkelaan)
 Ri. 2 = Ri. Zuidwest (Julianalaan)

Meting

Meetperiode: 24 maart t/m 8 april 2022
 Methodiek: Telslangen
 In opdracht van: Gemeente Ermelo
 Uitgevoerd door: MetroCount



Voertuigclassificatie

Voertuigclassificatie op basis van ascombinaties
 L = Licht verkeer (2 assen, asafstand < 3,7 m)
 M = Middelzwaar verkeer (2 assen, asafstand > 3,7 m)
 Z = Zwaar verkeer (3 of meer assen)

WERKDAG

| | Doorsnede | | | | Ri. Noordoost | | | | Ri. Zuidwest | | | |
|----------------------------|------------|----------|----------|------------|---------------|----------|----------|------------|--------------|----------|----------|------------|
| | L | M | Z | Tot | L | M | Z | Tot | L | M | Z | Tot |
| 00:00 - 01:00 | 0 | 0 | 0 | 0 | 0 | 0 | 0 | 0 | 0 | 0 | 0 | 0 |
| 01:00 - 02:00 | 0 | 0 | 0 | 0 | 0 | 0 | 0 | 0 | 0 | 0 | 0 | 0 |
| 02:00 - 03:00 | 0 | 0 | 0 | 0 | 0 | 0 | 0 | 0 | 0 | 0 | 0 | 0 |
| 03:00 - 04:00 | 0 | 0 | 0 | 0 | 0 | 0 | 0 | 0 | 0 | 0 | 0 | 0 |
| 04:00 - 05:00 | 0 | 0 | 0 | 0 | 0 | 0 | 0 | 0 | 0 | 0 | 0 | 0 |
| 05:00 - 06:00 | 0 | 0 | 0 | 0 | 0 | 0 | 0 | 0 | 0 | 0 | 0 | 0 |
| 06:00 - 07:00 | 1 | 0 | 0 | 1 | 1 | 0 | 0 | 1 | 0 | 0 | 0 | 0 |
| 07:00 - 08:00 | 5 | 0 | 0 | 5 | 3 | 0 | 0 | 3 | 2 | 0 | 0 | 2 |
| 08:00 - 09:00 | 15 | 0 | 0 | 15 | 9 | 0 | 0 | 9 | 6 | 0 | 0 | 6 |
| 09:00 - 10:00 | 12 | 1 | 0 | 13 | 7 | 1 | 0 | 7 | 6 | 0 | 0 | 6 |
| 10:00 - 11:00 | 17 | 0 | 0 | 17 | 9 | 0 | 0 | 9 | 8 | 0 | 0 | 8 |
| 11:00 - 12:00 | 18 | 1 | 0 | 19 | 10 | 0 | 0 | 10 | 8 | 0 | 0 | 8 |
| 12:00 - 13:00 | 19 | 1 | 0 | 21 | 9 | 1 | 0 | 10 | 10 | 1 | 0 | 11 |
| 13:00 - 14:00 | 13 | 1 | 0 | 15 | 7 | 0 | 0 | 7 | 6 | 1 | 0 | 7 |
| 14:00 - 15:00 | 16 | 1 | 0 | 17 | 9 | 0 | 0 | 9 | 7 | 0 | 0 | 7 |
| 15:00 - 16:00 | 19 | 0 | 0 | 19 | 10 | 0 | 0 | 10 | 10 | 0 | 0 | 10 |
| 16:00 - 17:00 | 18 | 0 | 0 | 18 | 9 | 0 | 0 | 9 | 9 | 0 | 0 | 9 |
| 17:00 - 18:00 | 21 | 0 | 0 | 21 | 10 | 0 | 0 | 10 | 11 | 0 | 0 | 11 |
| 18:00 - 19:00 | 14 | 0 | 0 | 14 | 7 | 0 | 0 | 7 | 7 | 0 | 0 | 7 |
| 19:00 - 20:00 | 11 | 0 | 0 | 11 | 6 | 0 | 0 | 6 | 5 | 0 | 0 | 5 |
| 20:00 - 21:00 | 7 | 0 | 0 | 7 | 3 | 0 | 0 | 3 | 4 | 0 | 0 | 4 |
| 21:00 - 22:00 | 4 | 0 | 0 | 4 | 2 | 0 | 0 | 2 | 3 | 0 | 0 | 3 |
| 22:00 - 23:00 | 3 | 0 | 0 | 3 | 1 | 0 | 0 | 1 | 2 | 0 | 0 | 2 |
| 23:00 - 24:00 | 1 | 0 | 0 | 1 | 1 | 0 | 0 | 1 | 1 | 0 | 0 | 1 |
| Etmaal (0-24u) | 216 | 6 | 2 | 224 | 111 | 3 | 1 | 115 | 105 | 3 | 1 | 109 |
| Dag (7-19u) | 188 | 6 | 2 | 196 | 98 | 3 | 1 | 102 | 90 | 3 | 1 | 94 |
| Avond (19-23u) | 26 | 0 | 0 | 26 | 12 | 0 | 0 | 12 | 14 | 0 | 0 | 14 |
| Nacht (23-7u) | 3 | 0 | 0 | 3 | 1 | 0 | 0 | 1 | 1 | 0 | 0 | 1 |
| Ochtendspits (7-9u) | 20 | 0 | 0 | 20 | 12 | 0 | 0 | 12 | 8 | 0 | 0 | 8 |
| Avondspits (16-18u) | 39 | 0 | 0 | 39 | 19 | 0 | 0 | 19 | 20 | 0 | 0 | 20 |

VERKEERSTELLING

Motorvoertuigen

IRENELAAN, ERMELO

Tussen Julianalaan en Marijkelaan

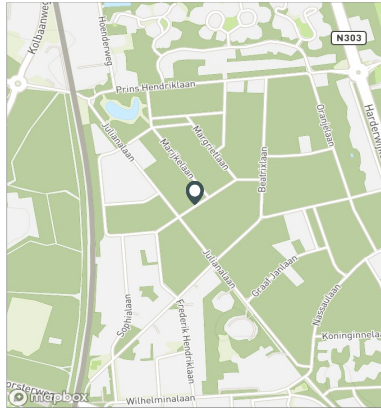


Meetlocatie

Irenelaan
 Ermelo
 Tussen Julianalaan en Marijkelaan
 Ri. 1 = Ri. Noordoost (Marijkelaan)
 Ri. 2 = Ri. Zuidwest (Julianalaan)

Meting

Meetperiode: 24 maart t/m 8 april 2022
 Methodiek: Telslangen
 In opdracht van: Gemeente Ermelo
 Uitgevoerd door: MetroCount



Voertuigclassificatie

Voertuigclassificatie op basis van ascombinaties
 L = Licht verkeer (2 assen, asafstand < 3,7 m)
 M = Middelzwaar verkeer (2 assen, asafstand > 3,7 m)
 Z = Zwaar verkeer (3 of meer assen)

WEEKDAG

| | Doorsnede | | | | Ri. Noordoost | | | | Ri. Zuidwest | | | |
|----------------------------|------------|----------|----------|------------|---------------|----------|----------|------------|--------------|----------|----------|------------|
| | L | M | Z | Tot | L | M | Z | Tot | L | M | Z | Tot |
| 00:00 - 01:00 | 0 | 0 | 0 | 0 | 0 | 0 | 0 | 0 | 0 | 0 | 0 | 0 |
| 01:00 - 02:00 | 0 | 0 | 0 | 0 | 0 | 0 | 0 | 0 | 0 | 0 | 0 | 0 |
| 02:00 - 03:00 | 0 | 0 | 0 | 0 | 0 | 0 | 0 | 0 | 0 | 0 | 0 | 0 |
| 03:00 - 04:00 | 0 | 0 | 0 | 0 | 0 | 0 | 0 | 0 | 0 | 0 | 0 | 0 |
| 04:00 - 05:00 | 0 | 0 | 0 | 0 | 0 | 0 | 0 | 0 | 0 | 0 | 0 | 0 |
| 05:00 - 06:00 | 0 | 0 | 0 | 0 | 0 | 0 | 0 | 0 | 0 | 0 | 0 | 0 |
| 06:00 - 07:00 | 0 | 0 | 0 | 0 | 0 | 0 | 0 | 0 | 0 | 0 | 0 | 0 |
| 07:00 - 08:00 | 4 | 0 | 0 | 4 | 2 | 0 | 0 | 2 | 2 | 0 | 0 | 2 |
| 08:00 - 09:00 | 12 | 0 | 0 | 13 | 7 | 0 | 0 | 7 | 5 | 0 | 0 | 5 |
| 09:00 - 10:00 | 13 | 1 | 0 | 13 | 7 | 0 | 0 | 8 | 5 | 0 | 0 | 6 |
| 10:00 - 11:00 | 16 | 0 | 0 | 16 | 8 | 0 | 0 | 8 | 8 | 0 | 0 | 8 |
| 11:00 - 12:00 | 16 | 1 | 0 | 17 | 8 | 0 | 0 | 9 | 8 | 0 | 0 | 8 |
| 12:00 - 13:00 | 18 | 1 | 0 | 19 | 8 | 1 | 0 | 9 | 10 | 1 | 0 | 10 |
| 13:00 - 14:00 | 13 | 1 | 0 | 14 | 7 | 0 | 0 | 8 | 6 | 0 | 0 | 7 |
| 14:00 - 15:00 | 16 | 1 | 0 | 17 | 9 | 0 | 0 | 10 | 7 | 0 | 0 | 8 |
| 15:00 - 16:00 | 18 | 0 | 0 | 18 | 9 | 0 | 0 | 9 | 9 | 0 | 0 | 10 |
| 16:00 - 17:00 | 17 | 0 | 0 | 17 | 8 | 0 | 0 | 9 | 8 | 0 | 0 | 8 |
| 17:00 - 18:00 | 19 | 0 | 0 | 19 | 9 | 0 | 0 | 9 | 10 | 0 | 0 | 10 |
| 18:00 - 19:00 | 12 | 0 | 0 | 12 | 6 | 0 | 0 | 6 | 6 | 0 | 0 | 6 |
| 19:00 - 20:00 | 10 | 0 | 0 | 10 | 5 | 0 | 0 | 5 | 5 | 0 | 0 | 5 |
| 20:00 - 21:00 | 6 | 0 | 0 | 6 | 3 | 0 | 0 | 3 | 4 | 0 | 0 | 4 |
| 21:00 - 22:00 | 4 | 0 | 0 | 4 | 2 | 0 | 0 | 2 | 3 | 0 | 0 | 3 |
| 22:00 - 23:00 | 2 | 0 | 0 | 2 | 1 | 0 | 0 | 1 | 1 | 0 | 0 | 1 |
| 23:00 - 24:00 | 1 | 0 | 0 | 1 | 1 | 0 | 0 | 1 | 1 | 0 | 0 | 1 |
| Etmaal (0-24u) | 198 | 5 | 1 | 205 | 101 | 3 | 0 | 105 | 97 | 3 | 1 | 100 |
| Dag (7-19u) | 173 | 5 | 1 | 180 | 90 | 3 | 0 | 93 | 83 | 2 | 1 | 87 |
| Avond (19-23u) | 23 | 0 | 0 | 23 | 10 | 0 | 0 | 11 | 12 | 0 | 0 | 12 |
| Nacht (23-7u) | 3 | 0 | 0 | 3 | 1 | 0 | 0 | 1 | 1 | 0 | 0 | 1 |
| Ochtendspits (7-9u) | 16 | 0 | 0 | 17 | 9 | 0 | 0 | 10 | 7 | 0 | 0 | 7 |
| Avondspits (16-18u) | 35 | 0 | 0 | 36 | 17 | 0 | 0 | 17 | 18 | 0 | 0 | 18 |

VERKEERSTELLING

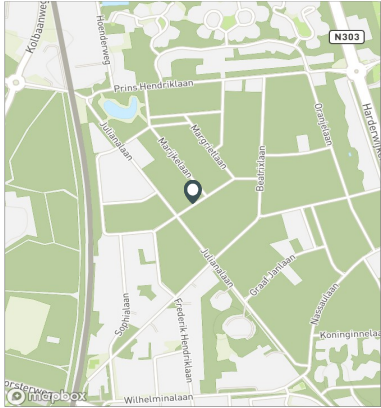
Motorvoertuigen

Meetlocatie

Irenelaan
 Ermelo
 Tussen Julianalaan en Marijkelaan
 Ri. 1 = Ri. Noordoost (Marijkelaan)
 Ri. 2 = Ri. Zuidwest (Julianalaan)

Meting

Meetperiode: 24 maart t/m 8 april 2022
 Methodiek: Telslangen
 In opdracht van: Gemeente Ermelo
 Uitgevoerd door: MetroCount



Voertuigclassificatie

Voertuigclassificatie op basis van ascombinaties
 L = Licht verkeer (2 assen, asafstand < 3,7 m)
 M = Middelzwaar verkeer (2 assen, asafstand > 3,7 m)
 Z = Zwaar verkeer (3 of meer assen)

Validatie

■ = Compleet en representatief
■ = Niet representatief
■ = Niet compleet
■ = Feestdag

IRENELAAN, ERMELO

Tussen Julianalaan en Marijkelaan



DOORSNEDE

| | vr | za | zo | ma | di | wo | do | vr | za | zo | ma | di | wo | do |
|---------------------|------|------|------|------|------|------|------|-----|-----|-----|-----|-----|-----|-----|
| | 25-3 | 26-3 | 27-3 | 28-3 | 29-3 | 30-3 | 31-3 | 1-4 | 2-4 | 3-4 | 4-4 | 5-4 | 6-4 | 7-4 |
| 00:00 - 01:00 | 0 | 2 | 1 | 0 | 0 | 0 | 0 | 1 | 0 | 2 | 0 | 0 | 0 | 0 |
| 01:00 - 02:00 | 0 | 0 | 0 | 0 | 1 | 0 | 0 | 1 | 1 | 0 | 0 | 0 | 0 | 0 |
| 02:00 - 03:00 | 0 | 0 | 0 | 0 | 0 | 0 | 1 | 2 | 0 | 0 | 0 | 0 | 0 | 0 |
| 03:00 - 04:00 | 0 | 0 | 0 | 0 | 0 | 0 | 0 | 0 | 0 | 0 | 0 | 0 | 0 | 0 |
| 04:00 - 05:00 | 0 | 1 | 0 | 0 | 0 | 0 | 0 | 0 | 0 | 0 | 0 | 0 | 0 | 0 |
| 05:00 - 06:00 | 1 | 0 | 0 | 0 | 0 | 0 | 0 | 0 | 0 | 0 | 0 | 0 | 0 | 0 |
| 06:00 - 07:00 | 0 | 0 | 0 | 0 | 2 | 0 | 1 | 1 | 0 | 0 | 2 | 0 | 0 | 0 |
| 07:00 - 08:00 | 3 | 2 | 0 | 7 | 2 | 5 | 7 | 5 | 3 | 0 | 8 | 3 | 5 | 7 |
| 08:00 - 09:00 | 26 | 13 | 0 | 11 | 15 | 16 | 18 | 9 | 10 | 1 | 20 | 17 | 7 | 17 |
| 09:00 - 10:00 | 16 | 22 | 4 | 16 | 4 | 19 | 18 | 10 | 20 | 7 | 5 | 14 | 15 | 17 |
| 10:00 - 11:00 | 13 | 18 | 2 | 15 | 18 | 18 | 19 | 23 | 24 | 8 | 21 | 19 | 9 | 18 |
| 11:00 - 12:00 | 30 | 18 | 4 | 16 | 20 | 15 | 20 | 18 | 18 | 5 | 12 | 22 | 18 | 26 |
| 12:00 - 13:00 | 23 | 20 | 11 | 10 | 28 | 24 | 26 | 23 | 23 | 9 | 25 | 13 | 21 | 20 |
| 13:00 - 14:00 | 11 | 14 | 5 | 13 | 16 | 14 | 14 | 10 | 17 | 18 | 17 | 11 | 15 | 20 |
| 14:00 - 15:00 | 24 | 23 | 15 | 14 | 12 | 18 | 15 | 8 | 22 | 5 | 23 | 20 | 17 | 20 |
| 15:00 - 16:00 | 28 | 18 | 14 | 17 | 20 | 11 | 26 | 23 | 12 | 17 | 19 | 15 | 20 | 24 |
| 16:00 - 17:00 | 22 | 17 | 8 | 13 | 24 | 15 | 10 | 21 | 13 | 12 | 19 | 13 | 27 | 26 |
| 17:00 - 18:00 | 25 | 15 | 7 | 16 | 16 | 20 | 15 | 29 | 16 | 15 | 25 | 22 | 25 | 22 |
| 18:00 - 19:00 | 11 | 4 | 5 | 18 | 7 | 18 | 20 | 11 | 17 | 8 | 15 | 14 | 11 | 19 |
| 19:00 - 20:00 | 11 | 3 | 5 | 11 | 8 | 16 | 10 | 8 | 9 | 5 | 7 | 12 | 14 | 13 |
| 20:00 - 21:00 | 4 | 7 | 3 | 3 | 8 | 8 | 12 | 2 | 2 | 4 | 7 | 8 | 8 | 12 |
| 21:00 - 22:00 | 4 | 6 | 3 | 5 | 4 | 7 | 4 | 4 | 2 | 3 | 4 | 2 | 3 | 6 |
| 22:00 - 23:00 | 2 | 2 | 3 | 2 | 6 | 3 | 3 | 0 | 1 | 1 | 3 | 4 | 3 | 1 |
| 23:00 - 24:00 | 2 | 0 | 0 | 0 | 0 | 1 | 5 | 0 | 2 | 1 | 2 | 3 | 0 | 3 |
| Etmaal (0-24u) | 256 | 205 | 90 | 187 | 211 | 228 | 244 | 209 | 212 | 121 | 234 | 212 | 218 | 271 |
| Dag (7-19u) | 232 | 184 | 75 | 166 | 182 | 193 | 208 | 190 | 195 | 105 | 209 | 183 | 190 | 236 |
| Avond (19-23u) | 21 | 18 | 14 | 21 | 26 | 34 | 29 | 14 | 14 | 13 | 21 | 26 | 28 | 32 |
| Nacht (23-7u) | 3 | 3 | 1 | 0 | 3 | 1 | 7 | 5 | 3 | 3 | 4 | 3 | 0 | 3 |
| Ochtendspits (7-9u) | 29 | 15 | 0 | 18 | 17 | 21 | 25 | 14 | 13 | 1 | 28 | 20 | 12 | 24 |
| Avondspits (16-18u) | 47 | 32 | 15 | 29 | 40 | 35 | 25 | 50 | 29 | 27 | 44 | 35 | 52 | 48 |
| Validatie | | | | | | | | | | | | | | |

DOORSNEDE

| | vr | za | zo | ma | di | wo | do | vr | za | zo | ma | di | wo | do |
|-------------------|-------|-------|-------|-------|-------|-------|-------|-------|-------|-------|-------|-------|-------|-------|
| | 25-3 | 26-3 | 27-3 | 28-3 | 29-3 | 30-3 | 31-3 | 1-4 | 2-4 | 3-4 | 4-4 | 5-4 | 6-4 | 7-4 |
| Ri. Noordoost | 126 | 107 | 41 | 97 | 113 | 112 | 118 | 97 | 106 | 62 | 127 | 119 | 115 | 138 |
| Ri. Zuidwest | 130 | 98 | 49 | 90 | 98 | 116 | 126 | 112 | 106 | 59 | 107 | 93 | 103 | 133 |
| Ri. Noordoost | 49% | 52% | 46% | 52% | 54% | 49% | 48% | 46% | 50% | 51% | 54% | 56% | 53% | 51% |
| Ri. Zuidwest | 51% | 48% | 54% | 48% | 46% | 51% | 52% | 54% | 50% | 49% | 46% | 44% | 47% | 49% |
| Licht (L) | 239 | 199 | 88 | 179 | 207 | 221 | 232 | 200 | 209 | 118 | 227 | 207 | 214 | 263 |
| Middelzwaar (M) | 12 | 5 | 2 | 5 | 3 | 6 | 8 | 8 | 3 | 3 | 5 | 5 | 4 | 8 |
| Zwaar (Z) | 5 | 1 | 0 | 3 | 1 | 1 | 4 | 1 | 0 | 0 | 2 | 0 | 0 | 0 |
| % Licht (L) | 93,4% | 97,1% | 97,8% | 95,7% | 98,1% | 96,9% | 95,1% | 95,7% | 98,6% | 97,5% | 97,0% | 97,6% | 98,2% | 97,0% |
| % Middelzwaar (M) | 4,7% | 2,4% | 2,2% | 2,7% | 1,4% | 2,6% | 3,3% | 3,8% | 1,4% | 2,5% | 2,1% | 2,4% | 1,8% | 3,0% |
| % Zwaar (Z) | 2,0% | 0,5% | 0,0% | 1,6% | 0,5% | 0,4% | 1,6% | 0,5% | 0,0% | 0,0% | 0,9% | 0,0% | 0,0% | 0,0% |

VERKEERSTELLING

Motorvoertuigen

IRENELAAN, ERMELO

Tussen Julianalaan en Marijkelaan

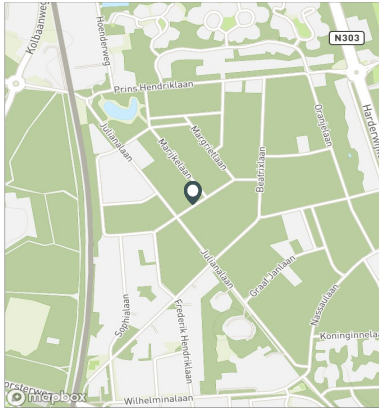


Meetlocatie

Irenelaan
 Ermelo
 Tussen Julianalaan en Marijkelaan
 Ri. 1 = Ri. Noordoost (Marijkelaan)
 Ri. 2 = Ri. Zuidwest (Julianalaan)

Meting

Meetperiode: 24 maart t/m 8 april 2022
 Methodiek: Telslangen
 In opdracht van: Gemeente Ermelo
 Uitgevoerd door: MetroCount



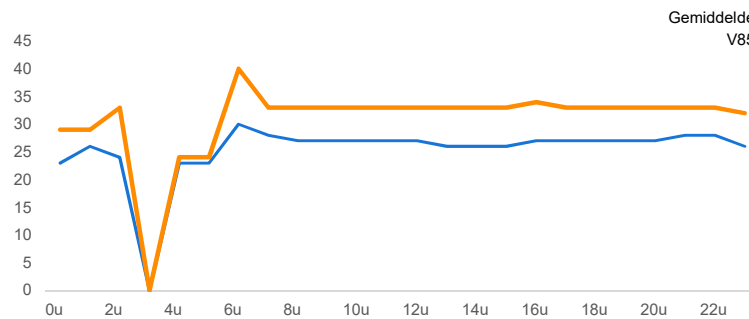
Voertuigclassificatie

Voertuigclassificatie op basis van ascombinaties
 L = Licht verkeer (2 assen, asafstand < 3,7 m)
 M = Middelzwaar verkeer (2 assen, asafstand > 3,7 m)
 Z = Zwaar verkeer (3 of meer assen)

SNELHEDEN WEEKDAG

| | Doorsnede | | Ri. Noordoost | | Ri. Zuidwest | |
|-------------------|------------|-----------|---------------|-----------|--------------|-----------|
| | Gemiddelde | V85 | Gemiddelde | V85 | Gemiddelde | V85 |
| 00:00 - 01:00 | 23 | 29 | 28 | 29 | 23 | 29 |
| 01:00 - 02:00 | 26 | 29 | 28 | 29 | 23 | 24 |
| 02:00 - 03:00 | 24 | 33 | 18 | 19 | 28 | 34 |
| 03:00 - 04:00 | - | - | - | - | - | - |
| 04:00 - 05:00 | 23 | 24 | - | - | 23 | 24 |
| 05:00 - 06:00 | 23 | 24 | - | - | 23 | 24 |
| 06:00 - 07:00 | 30 | 40 | 28 | 36 | 43 | 44 |
| 07:00 - 08:00 | 28 | 33 | 28 | 35 | 26 | 30 |
| 08:00 - 09:00 | 27 | 33 | 27 | 34 | 26 | 32 |
| 09:00 - 10:00 | 27 | 33 | 28 | 34 | 25 | 31 |
| 10:00 - 11:00 | 27 | 33 | 28 | 34 | 26 | 32 |
| 11:00 - 12:00 | 27 | 33 | 28 | 34 | 26 | 31 |
| 12:00 - 13:00 | 27 | 33 | 28 | 34 | 26 | 32 |
| 13:00 - 14:00 | 26 | 33 | 27 | 33 | 25 | 31 |
| 14:00 - 15:00 | 26 | 33 | 27 | 33 | 26 | 31 |
| 15:00 - 16:00 | 26 | 33 | 27 | 34 | 25 | 31 |
| 16:00 - 17:00 | 27 | 34 | 28 | 35 | 26 | 31 |
| 17:00 - 18:00 | 27 | 33 | 28 | 34 | 26 | 31 |
| 18:00 - 19:00 | 27 | 33 | 28 | 33 | 27 | 33 |
| 19:00 - 20:00 | 27 | 33 | 29 | 35 | 25 | 30 |
| 20:00 - 21:00 | 27 | 33 | 29 | 34 | 26 | 31 |
| 21:00 - 22:00 | 28 | 33 | 30 | 34 | 26 | 31 |
| 22:00 - 23:00 | 28 | 33 | 28 | 32 | 28 | 34 |
| 23:00 - 24:00 | 26 | 32 | 24 | 29 | 28 | 34 |
| Gemiddelde | 27 | 33 | 28 | 34 | 26 | 32 |

UURVERLOOP SNELHEDEN



SNELHEDEN PER DAGSOORT

| | Doorsnede | | Ri. Noordoost | | Ri. Zuidwest | |
|-----------|------------|-----|---------------|-----|--------------|-----|
| | Gemiddelde | V85 | Gemiddelde | V85 | Gemiddelde | V85 |
| Maandag | 27 | 33 | 28 | 34 | 26 | 31 |
| Dinsdag | 27 | 33 | 28 | 34 | 27 | 32 |
| Woensdag | 27 | 33 | 28 | 34 | 26 | 32 |
| Donderdag | 27 | 33 | 28 | 34 | 26 | 32 |
| Vrijdag | 27 | 33 | 28 | 34 | 26 | 31 |
| Zaterdag | 27 | 33 | 28 | 34 | 26 | 31 |
| Zondag | 26 | 32 | 27 | 34 | 24 | 30 |
| Werkdag | 27 | 33 | 28 | 34 | 26 | 32 |
| Weekdag | 27 | 33 | 28 | 34 | 26 | 32 |

SNELHEIDSVERDELING WEEKDAG

| | Doorsnede | | Ri. Noordoost | | Ri. Zuidwest | |
|--------------|-----------|--------------|---------------|--------------|--------------|--------------|
| | % | Cumulatief % | % | Cumulatief % | % | Cumulatief % |
| < 15 km/u | 2,1% | 2,1% | 1,9% | 1,9% | 2,3% | 2,3% |
| 15 - 20 km/u | 8,2% | 10,3% | 7,4% | 9,3% | 8,9% | 11,2% |
| 20 - 25 km/u | 22,3% | 32,6% | 17,4% | 26,7% | 27,4% | 38,6% |
| 25 - 30 km/u | 39,1% | 71,6% | 37,2% | 63,9% | 40,9% | 79,5% |
| 30 - 35 km/u | 22,5% | 94,1% | 26,8% | 90,7% | 18,1% | 97,6% |
| 35 - 40 km/u | 5,3% | 99,4% | 8,2% | 98,9% | 2,3% | 99,9% |
| 40 - 45 km/u | 0,5% | 99,9% | 0,9% | 99,8% | 0,1% | 100,0% |
| > 45 km/u | 0,1% | 100,0% | 0,2% | 100,0% | 0,0% | 100,0% |

SNELHEIDSVERDELING DOORSNEDE

