

VERKEERSTELLING

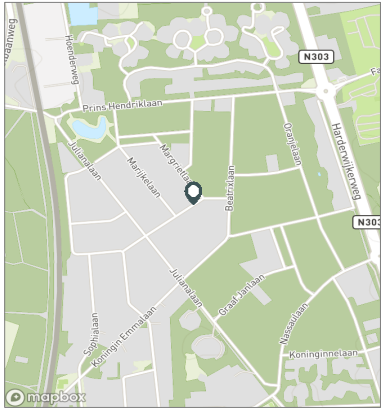
Bromfietzers en fietsers

Meetlocatie

Irenelaan
Ermelo
Tussen Marijkelaan en Margrietlaan
Ri. 1 = Ri. Noordoost (Margrietlaan)
Ri. 2 = Ri. Zuidwest (Marijkelaan)

Meting

Meetperiode: 18 augustus t/m 7 september 2022
Methodiek: Telslangen
In opdracht van: Gemeente Ermelo
Uitgevoerd door: MetroCount



Voertuigclassificatie

Voertuigclassificatie op basis van ascombinaties
L = Licht verkeer (2 assen, asafstand < 3,7 m)
M = Middelzwaar verkeer (2 assen, asafstand > 3,7 m)
Z = Zwaar verkeer (3 of meer assen)

IRENELAAN, ERMELO

Tussen Marijkelaan en Margrietlaan

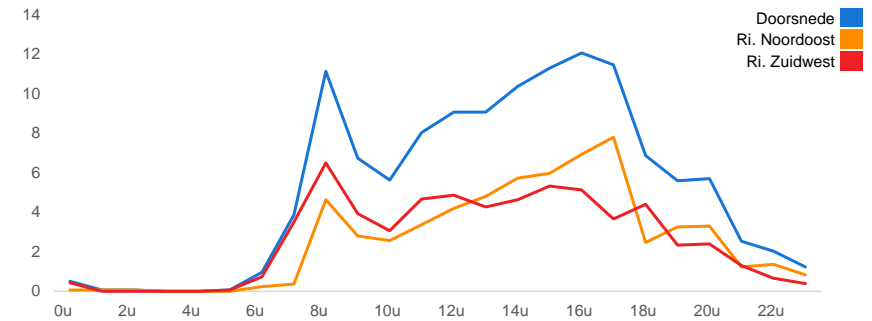
INTENSITEITEN

| | Doorsnede | | Ri. Noordoost | | Ri. Zuidwest | |
|---------------------|-----------|---------|---------------|---------|--------------|---------|
| | Werkdag | Weekdag | Werkdag | Weekdag | Werkdag | Weekdag |
| Etmaal (0-24u) | 124 | 100% | 116 | 100% | 62 | 58 |
| Dag (7-19u) | 106 | 84,9% | 98 | 84,2% | 54 | 49 |
| Avond (19-23u) | 16 | 12,8% | 15 | 12,9% | 7 | 6 |
| Nacht (23-7u) | 3 | 2,3% | 3 | 3,0% | 2 | 2 |
| Ochtendspits (7-9u) | 15 | 12,1% | 11 | 9,7% | 10 | 8 |
| Avondspits (16-18u) | 24 | 18,9% | 21 | 17,8% | 9 | 8 |

UURCIJFERS

| | Doorsnede | | Ri. Noordoost | | Ri. Zuidwest | |
|---------------|-----------|---------|---------------|---------|--------------|---------|
| | Werkdag | Weekdag | Werkdag | Weekdag | Werkdag | Weekdag |
| 00:00 - 01:00 | 1 | 0,4% | 1 | 0,5% | 0 | 0 |
| 01:00 - 02:00 | 0 | 0,1% | 0 | 0,1% | 0 | 0 |
| 02:00 - 03:00 | 0 | 0,1% | 0 | 0,2% | 0 | 0 |
| 03:00 - 04:00 | 0 | 0,0% | 0 | 0,2% | 0 | 0 |
| 04:00 - 05:00 | 0 | 0,0% | 0 | 0,0% | 0 | 0 |
| 05:00 - 06:00 | 0 | 0,1% | 0 | 0,0% | 0 | 0 |
| 06:00 - 07:00 | 1 | 0,8% | 1 | 0,7% | 0 | 1 |
| 07:00 - 08:00 | 4 | 3,1% | 3 | 2,4% | 0 | 3 |
| 08:00 - 09:00 | 11 | 9,0% | 8 | 7,3% | 5 | 5 |
| 09:00 - 10:00 | 7 | 5,4% | 7 | 5,7% | 3 | 4 |
| 10:00 - 11:00 | 6 | 4,5% | 5 | 4,7% | 3 | 3 |
| 11:00 - 12:00 | 8 | 6,5% | 8 | 7,2% | 3 | 5 |
| 12:00 - 13:00 | 9 | 7,3% | 9 | 7,9% | 4 | 5 |
| 13:00 - 14:00 | 9 | 7,3% | 8 | 7,3% | 5 | 4 |
| 14:00 - 15:00 | 10 | 8,3% | 10 | 9,0% | 6 | 5 |
| 15:00 - 16:00 | 11 | 9,1% | 11 | 9,5% | 6 | 5 |
| 16:00 - 17:00 | 12 | 9,7% | 11 | 9,1% | 7 | 5 |
| 17:00 - 18:00 | 11 | 9,2% | 10 | 8,7% | 8 | 3 |
| 18:00 - 19:00 | 7 | 5,5% | 6 | 5,6% | 2 | 4 |
| 19:00 - 20:00 | 6 | 4,5% | 5 | 4,3% | 3 | 2 |
| 20:00 - 21:00 | 6 | 4,6% | 5 | 4,4% | 3 | 2 |
| 21:00 - 22:00 | 3 | 2,0% | 3 | 2,5% | 1 | 1 |
| 22:00 - 23:00 | 2 | 1,6% | 2 | 1,7% | 1 | 1 |
| 23:00 - 24:00 | 1 | 1,0% | 1 | 1,1% | 1 | 1 |

UURVERLOOP WERKDAG PER RIJRICHTING



ETMAALTOTALEN

| | Aantal voertuigen |
|-----------|-------------------|
| vr 19-aug | 92 |
| za 20-aug | 118 |
| zo 21-aug | 84 |
| ma 22-aug | 137 |
| di 23-aug | 145 |
| wo 24-aug | 125 |
| do 25-aug | 142 |
| vr 26-aug | 120 |
| za 27-aug | 88 |
| zo 28-aug | 99 |
| ma 29-aug | 91 |
| di 30-aug | 110 |
| wo 31-aug | 120 |
| do 1-sep | 117 |
| vr 2-sep | 141 |
| za 3-sep | 110 |
| zo 4-sep | 76 |
| ma 5-sep | 125 |
| di 6-sep | 152 |

VERKEERSTELLING

Bromfietzers en fietsers

IRENELAAN, ERMELO

Tussen Marijkelaan en Margrietlaan

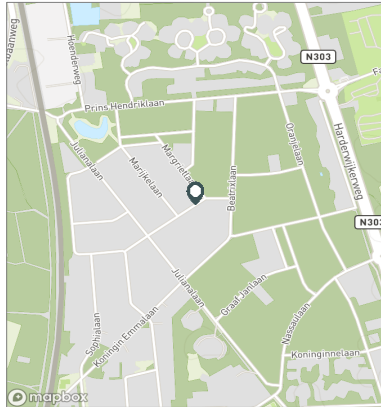


Meetlocatie

Irenelaan
 Ermelo
 Tussen Marijkelaan en Margrietlaan
 Ri. 1 = Ri. Noordoost (Margrietlaan)
 Ri. 2 = Ri. Zuidwest (Marijkelaan)

Meting

Meetperiode: 18 augustus t/m 7 september 2022
 Methodiek: Telslangen
 In opdracht van: Gemeente Ermelo
 Uitgevoerd door: MetroCount



Validatie

- = Compleet en representatief
- = Niet representatief
- = Niet compleet
- = Feestdag

DOORSNEDE

| | vr 19-8 | za 20-8 | zo 21-8 | ma 22-8 | di 23-8 | wo 24-8 | do 25-8 | vr 26-8 | za 27-8 | zo 28-8 |
|----------------------------|------------|------------|------------|------------|------------|------------|------------|------------|------------|------------|
| 00:00 - 01:00 | 1 | 0 | 0 | 0 | 0 | 1 | 1 | 1 | 2 | 0 |
| 01:00 - 02:00 | 0 | 0 | 1 | 0 | 0 | 1 | 0 | 0 | 1 | 0 |
| 02:00 - 03:00 | 0 | 0 | 0 | 1 | 0 | 0 | 0 | 0 | 1 | 2 |
| 03:00 - 04:00 | 0 | 0 | 2 | 0 | 0 | 0 | 0 | 0 | 0 | 0 |
| 04:00 - 05:00 | 0 | 1 | 0 | 0 | 0 | 0 | 0 | 0 | 0 | 0 |
| 05:00 - 06:00 | 0 | 0 | 0 | 1 | 0 | 0 | 0 | 0 | 0 | 0 |
| 06:00 - 07:00 | 1 | 0 | 0 | 1 | 0 | 0 | 1 | 1 | 1 | 1 |
| 07:00 - 08:00 | 0 | 0 | 1 | 5 | 6 | 6 | 6 | 4 | 0 | 0 |
| 08:00 - 09:00 | 8 | 3 | 1 | 5 | 13 | 17 | 9 | 8 | 3 | 0 |
| 09:00 - 10:00 | 5 | 6 | 11 | 5 | 3 | 6 | 9 | 9 | 3 | 9 |
| 10:00 - 11:00 | 1 | 11 | 2 | 5 | 7 | 6 | 6 | 6 | 4 | 3 |
| 11:00 - 12:00 | 4 | 13 | 6 | 8 | 8 | 8 | 12 | 5 | 13 | 9 |
| 12:00 - 13:00 | 3 | 10 | 8 | 12 | 10 | 6 | 6 | 4 | 9 | 5 |
| 13:00 - 14:00 | 9 | 5 | 7 | 7 | 13 | 14 | 7 | 6 | 5 | 6 |
| 14:00 - 15:00 | 16 | 16 | 14 | 10 | 9 | 12 | 15 | 8 | 8 | 15 |
| 15:00 - 16:00 | 9 | 11 | 5 | 16 | 10 | 9 | 9 | 15 | 2 | 16 |
| 16:00 - 17:00 | 11 | 10 | 7 | 13 | 16 | 9 | 11 | 13 | 10 | 4 |
| 17:00 - 18:00 | 8 | 7 | 3 | 18 | 14 | 9 | 7 | 15 | 9 | 9 |
| 18:00 - 19:00 | 5 | 7 | 4 | 3 | 13 | 8 | 8 | 4 | 3 | 7 |
| 19:00 - 20:00 | 2 | 3 | 2 | 10 | 5 | 5 | 14 | 6 | 2 | 4 |
| 20:00 - 21:00 | 4 | 0 | 3 | 7 | 9 | 4 | 15 | 0 | 5 | 4 |
| 21:00 - 22:00 | 3 | 12 | 4 | 9 | 4 | 2 | 2 | 5 | 2 | 2 |
| 22:00 - 23:00 | 1 | 2 | 1 | 0 | 4 | 1 | 2 | 5 | 5 | 2 |
| 23:00 - 24:00 | 1 | 1 | 2 | 1 | 1 | 1 | 2 | 5 | 0 | 1 |
| Etmaal (0-24u) | 92 | 118 | 84 | 137 | 145 | 125 | 142 | 120 | 88 | 99 |
| Dag (7-19u) | 79 | 99 | 69 | 107 | 122 | 110 | 105 | 97 | 69 | 83 |
| Avond (19-23u) | 10 | 17 | 10 | 26 | 22 | 12 | 33 | 16 | 14 | 12 |
| Nacht (23-7u) | 3 | 2 | 5 | 4 | 1 | 3 | 4 | 7 | 5 | 4 |
| Ochtendspits (7-9u) | 8 | 3 | 2 | 10 | 19 | 23 | 15 | 12 | 3 | 0 |
| Avondspits (16-18u) | 19 | 17 | 10 | 31 | 30 | 18 | 18 | 28 | 19 | 13 |
| Validatie | | | | | | | | | | |

DOORSNEDE

| | vr 19-8 | za 20-8 | zo 21-8 | ma 22-8 | di 23-8 | wo 24-8 | do 25-8 | vr 26-8 | za 27-8 | zo 28-8 |
|---------------|------------|------------|------------|------------|------------|------------|------------|------------|------------|------------|
| Ri. Noordoost | 47 | 62 | 44 | 67 | 71 | 64 | 71 | 61 | 43 | 55 |
| Ri. Zuidwest | 45 | 56 | 40 | 70 | 74 | 61 | 71 | 59 | 45 | 44 |
| Ri. Noordoost | 51% | 53% | 52% | 49% | 49% | 51% | 50% | 51% | 49% | 56% |
| Ri. Zuidwest | 49% | 47% | 48% | 51% | 51% | 49% | 50% | 49% | 51% | 44% |

VERKEERSTELLING

Bromfietzers en fietsers

IRENELAAN, ERMELO

Tussen Marijkelaan en Margrietlaan

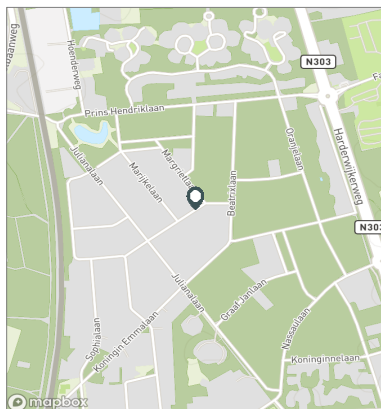


Meetlocatie

Irenelaan
Ermelo
Tussen Marijkelaan en Margrietlaan
Ri. 1 = Ri. Noordoost (Margrietlaan)
Ri. 2 = Ri. Zuidwest (Marijkelaan)

Meting

Meetperiode: 18 augustus t/m 7 september 2022
Methodiek: Telslangen
In opdracht van: Gemeente Ermelo
Uitgevoerd door: MetroCount



Validatie

- = Compleet en representatief
- = Niet representatief
- = Niet compleet
- = Feestdag

DOORSNEDE

| | ma 29-8 | di 30-8 | wo 31-8 | do 1-9 | vr 2-9 | za 3-9 | zo 4-9 | ma 5-9 | di 6-9 |
|----------------------------|------------|------------|------------|------------|------------|------------|-----------|------------|------------|
| 00:00 - 01:00 | 0 | 0 | 0 | 0 | 3 | 2 | 1 | 0 | 0 |
| 01:00 - 02:00 | 0 | 0 | 0 | 0 | 0 | 0 | 0 | 0 | 0 |
| 02:00 - 03:00 | 0 | 0 | 0 | 0 | 0 | 2 | 0 | 0 | 0 |
| 03:00 - 04:00 | 0 | 0 | 0 | 0 | 0 | 0 | 3 | 0 | 0 |
| 04:00 - 05:00 | 0 | 0 | 0 | 0 | 0 | 0 | 0 | 0 | 0 |
| 05:00 - 06:00 | 0 | 0 | 0 | 0 | 0 | 0 | 0 | 0 | 0 |
| 06:00 - 07:00 | 1 | 1 | 1 | 2 | 0 | 1 | 0 | 1 | 3 |
| 07:00 - 08:00 | 0 | 2 | 3 | 2 | 2 | 0 | 0 | 3 | 8 |
| 08:00 - 09:00 | 14 | 8 | 12 | 11 | 9 | 2 | 1 | 11 | 18 |
| 09:00 - 10:00 | 4 | 14 | 6 | 5 | 6 | 5 | 3 | 7 | 9 |
| 10:00 - 11:00 | 1 | 5 | 5 | 10 | 7 | 7 | 2 | 7 | 5 |
| 11:00 - 12:00 | 5 | 10 | 10 | 11 | 3 | 10 | 5 | 9 | 7 |
| 12:00 - 13:00 | 4 | 6 | 12 | 13 | 13 | 14 | 10 | 8 | 14 |
| 13:00 - 14:00 | 5 | 10 | 8 | 9 | 8 | 7 | 11 | 6 | 16 |
| 14:00 - 15:00 | 5 | 9 | 15 | 8 | 7 | 3 | 7 | 9 | 12 |
| 15:00 - 16:00 | 11 | 15 | 10 | 12 | 17 | 23 | 6 | 9 | 13 |
| 16:00 - 17:00 | 6 | 4 | 11 | 6 | 33 | 5 | 4 | 10 | 14 |
| 17:00 - 18:00 | 10 | 8 | 13 | 10 | 8 | 5 | 8 | 13 | 13 |
| 18:00 - 19:00 | 7 | 9 | 6 | 5 | 6 | 7 | 5 | 12 | 4 |
| 19:00 - 20:00 | 8 | 2 | 3 | 6 | 5 | 9 | 2 | 5 | 7 |
| 20:00 - 21:00 | 5 | 3 | 3 | 4 | 6 | 2 | 7 | 9 | 6 |
| 21:00 - 22:00 | 0 | 2 | 0 | 1 | 1 | 1 | 1 | 4 | 1 |
| 22:00 - 23:00 | 2 | 2 | 2 | 2 | 5 | 1 | 0 | 0 | 2 |
| 23:00 - 24:00 | 3 | 0 | 0 | 0 | 2 | 4 | 0 | 2 | 0 |
| Etmaal (0-24u) | 91 | 110 | 120 | 117 | 141 | 110 | 76 | 125 | 152 |
| Dag (7-19u) | 72 | 100 | 111 | 102 | 119 | 88 | 62 | 104 | 133 |
| Avond (19-23u) | 15 | 9 | 8 | 13 | 17 | 13 | 10 | 18 | 16 |
| Nacht (23-7u) | 4 | 1 | 1 | 2 | 5 | 9 | 4 | 3 | 3 |
| Ochtendspits (7-9u) | 14 | 10 | 15 | 13 | 11 | 2 | 1 | 14 | 26 |
| Avondspits (16-18u) | 16 | 12 | 24 | 16 | 41 | 10 | 12 | 23 | 27 |
| Validatie | | | | | | | | | |

DOORSNEDE

| | ma 29-8 | di 30-8 | wo 31-8 | do 1-9 | vr 2-9 | za 3-9 | zo 4-9 | ma 5-9 | di 6-9 |
|---------------|------------|------------|------------|-----------|-----------|-----------|-----------|-----------|-----------|
| Ri. Noordoost | 44 | 50 | 60 | 61 | 69 | 58 | 40 | 66 | 79 |
| Ri. Zuidwest | 47 | 60 | 60 | 56 | 72 | 52 | 36 | 59 | 73 |
| Ri. Noordoost | 48% | 45% | 50% | 52% | 49% | 53% | 53% | 53% | 52% |
| Ri. Zuidwest | 52% | 55% | 50% | 48% | 51% | 47% | 47% | 47% | 48% |